SCHÜTZ HEIZKREISVERTEILER KOMFORT 90-3

SCHÜTZ HEATING CIRCUIT MANIFOLD KOMFORT 90-3



Montageanleitung/Technische Information 03/2019

Installation instruction/Technical information 03/2019

Heizkreisverteiler Typ Komfort 90-3 /
Heating circuit manifold type Komfort 90-3

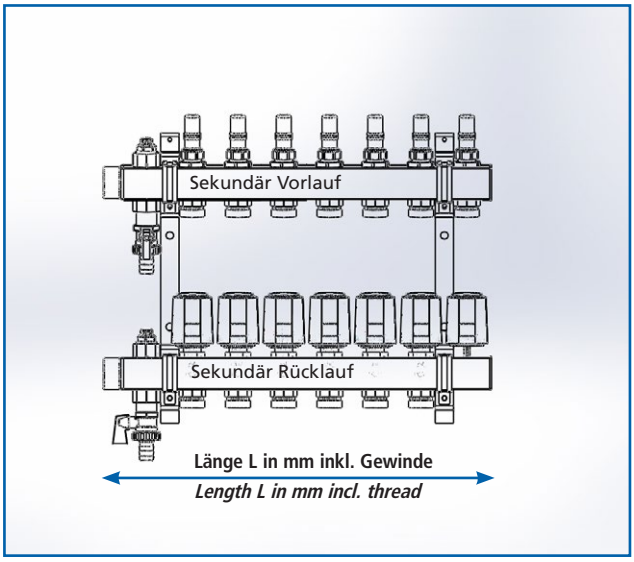

Abmessungen / *Dimensions*													
Anzahl Heizkreise *Number of heating circuits*	2	3	4	5	6	7	8	9	10	11	12	13	14
Länge L in mm *Length L in mm*	170	220	270	320	370	420	470	520	570	620	670	720	770

Zubehör / *Accessories*



Konsolenset für Heizkreisverteiler
Bracket set for manifold

Artikel-Nr. / *Article no.* 5004824

Einbauset für Wärmemengenzähler (Einbau senkrecht) 1" & 3/4"
Installation set for heat meters (vertical installation) 1" & 3/4"

1" **Artikel-Nr. / *Article no.* 5006580**
3/4" **Artikel-Nr. / *Article no.* 5006582**

Einbauset für Wärmemengenzähler (Einbau waagrecht) 1"& 3/4"
Installation set for heat meters (horizontal installation) 1"& 3/4"

1" **Artikel-Nr. / *Article no.* 5006581**
3/4" **Artikel-Nr. / *Article no.* 5006583**

Standard

Standard mit Thermometer

vertikal

Kugelhahnset 1" IG / 1" IG (Überwurfmutter)
Ball valve set 1" IG/1" IG (Cap nut)

Standard / *Standard*
Artikel-Nr. / *Article no.* 5000732
Standard mit Thermometer / *Standard with thermometer*
Artikel-Nr. / *Article no.* 5004132
Vertikal / *Vertical*
Artikel-Nr. / *Article no.* 5006585

Verteiler-Erweiterungsset 1"
Manifold extension set 1"

Artikel-Nr. / *Article no.* 3058303

Minikugelhahn 3/4"
Miniature ball valve 3/4"

Artikel-Nr. / *Article no.* 5004118

Rücklaufthermometer 3/4"
Return line thermometer 3/4"

Artikel-Nr. / *Article no.* 5004133

Strang-Regulierventilset 1"
Circuit control valve set 1"

Artikel-Nr. / *Article no.* 5000736

Überstromset Verteiler 1"
Manifold overflow set 1"

Artikel-Nr. / *Article no.* 1258095

Adapter Klemmverbinder 3/4"
Clamped connector adapter 3/4"

PE (X)	**Artikel-Nr. / *Article no.***
12 x 1,5 mm	**5002272**
14 x 2 mm	**1159887**
16 x 1,8 mm	**5005630**
16 x 2 mm	**1159933**
17 x 2 mm	**1159895**
20 x 2 mm	**1159909**
25 x 2,3 mm	**5001340**

PE-RT / AL / PE-RT	
14 x 2 mm	**1178083**
16 x 2 mm	**1178091**

Montage / *Installation*

1.

2.

3.

4.

5.



6.



Montage / *Installation*













Montage / *Installation*













Montage / *Installation*



2 x Schrauben
2 x screws





Klemmringverschraubung darf nur mit Gegenschlüssel SW 26 angezogen werden.
Maximaler Drehmoment: 15 Nm

Adapter compression fitting must be tightend by using a counter-wrench.

Maximum torque: 15 Nm

Spülen / *Rinsing*



Alle Vor- und Rückläufe absperren.
Lock all forward and return flows.



Betreffenden Vor- und Rücklauf öffnen.
Open concerning forward and return flow.



Montage der Stellantriebe / *Installation of actuating drives*



230 V:
Artikel-Nr. / Article no. 5004134

24 V:
Artikel-Nr. / Article no. 5004135

Montage der Stellantriebe /
Installation of actuating drives





Ventil- und Topmeterwechsel /
Valve and topmeter replacement





Maximaler Drehmoment: 15 Nm
Maximum torque: 15 Nm





Einregulierung / *Adjustment*

Heizkreisverteiler / *Heating circuit manifold*





Für den erforderlichen hydraulichen Abgleich der einzelnen Heizkreise sind zunächst alle Ventile zu schließen. Die Ventile (Vor- und Rücklauf) des ersten Heizkreises voll öffnen. Das Regulierventil des einzuregelnden Heizkreises ist auf den gewünschten Volumenstrom einzustellen. Dieser kann beim Komfortverteiler am Durchflussmengenanzeiger abgelesen werden. Danach ist dieser Heizkreis am Absperrventil wieder abzusperren und die Vorgehensweise ist an den weiteren Heizkreisen analog anzuwenden.

For hydronic balancing it is necessary to initially close all valves (inflow and return). Open inflow and return valve of the first circuit. Then adjust the regulating valve (return) to the required flow. See the flow indicator in the inflow. Afterwards close all valves and ajust the next circuit.

Einregulierung / *Adjustment*

Einstellung des Regulierventils / *Setting of the control valve*

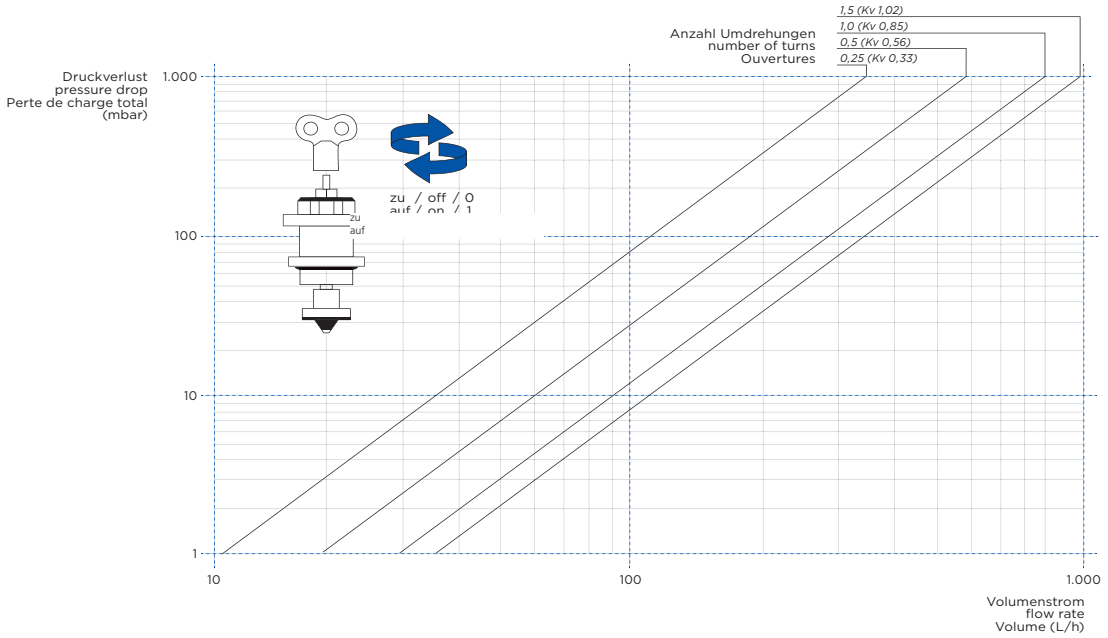

Gesamtdruckverlust / *Total pressure drop*

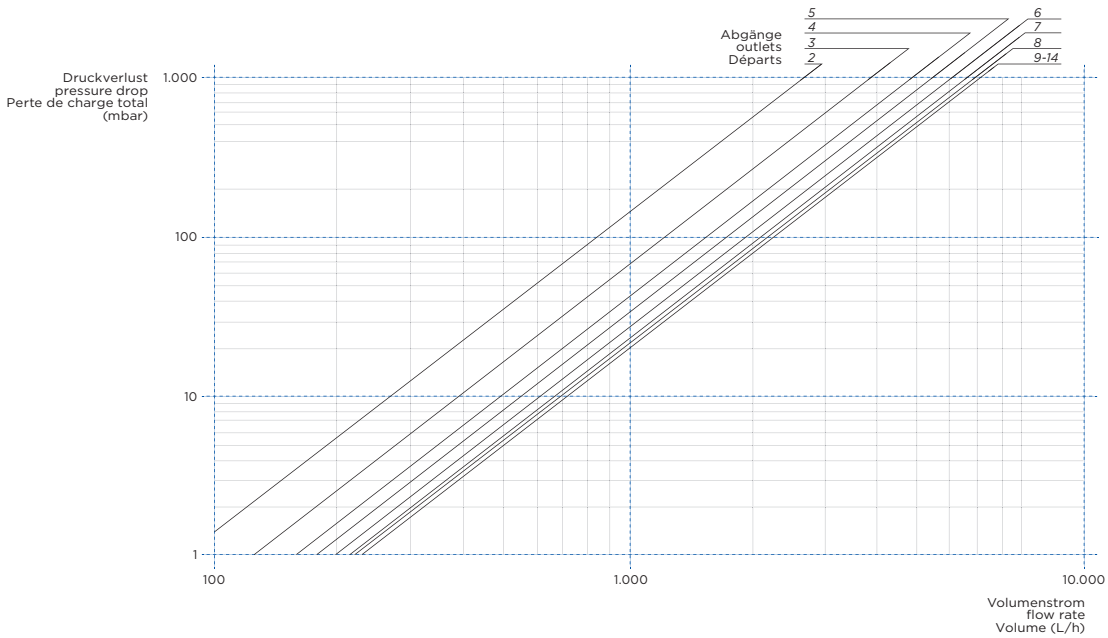

ART-NR. 6004857 | 03.19 | DRUCKEREI CORZILIUS

SCHÜTZ GmbH & Co. KGaA
Schützstraße 12
D-56242 Selters
Telefon +49 (0) 26 26 / 77-0
Telefax +49 (0) 26 26 / 77-12 21
E-Mail info2@schuetz.net
www.schuetz.net