CALEFFI

www.caleffi.com 68179.02

Misuratore di portata autopulente I
Selbstsäubernder Durchflußmesser D
Débitmètre autonettoyant F
Self-cleaning Flow Indicator GB
Medidor de caudal auto-limpiable E

669 Series

Caratteristiche	- Pressione max:	6 bar
	- Temperatura max:	80°C
Technische Daten	- Campo di portata:	1÷4 l/min
	- Precisione:	±10%
Caracteristiques	- max. Druck:	6 bar
	- max. Temperatur:	80°C
Technical Data	- Durchfluss:	1÷4 l/min
	- Toleranz:	±10%
Caracteristicas	- Pression max:	6 bar
	- Température max:	80°C
	- Débit:	1÷4 l/min
	- Précision:	±10%
	- Maximum pressure:	6 bar
	- Maximum temperature:	80°C
	- Flow rate range:	1÷4 l/min
	- Accuracy:	±10%
	- Presión max:	6 bar
	- Temperatura max:	80°C
	- Caudal:	1÷4 l/min
	- Precisión:	±10%



Operazioni per la lettura in caso di vetro sporco

Ablesevorgang bei verschmutzter Skala

Opérations pour la lecture avec verre sale

How to read the flow in case of dirty glass.

Operación de lectura en caso de suciedad en el vidrio

CALEFFI

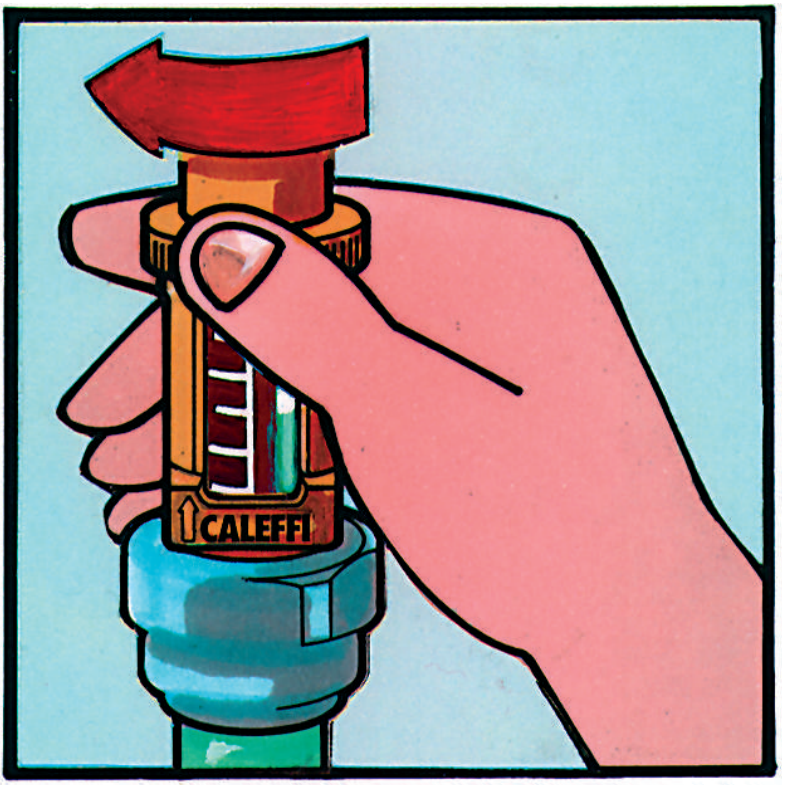

1 Ruotare la ghiera sulla scala gialla

Die gelbe Rändelmutter oberhalb der Skala drehen

Tourner la douille sur l'échelle jaune

Rotate the ring nut to show the yellow dial.

Girar la rueda superior hasta que aparezca la escala amarilla



2 Eseguire la lettura

Ablesen

Lire la valeur

Read the flow

Efectuar la lectura

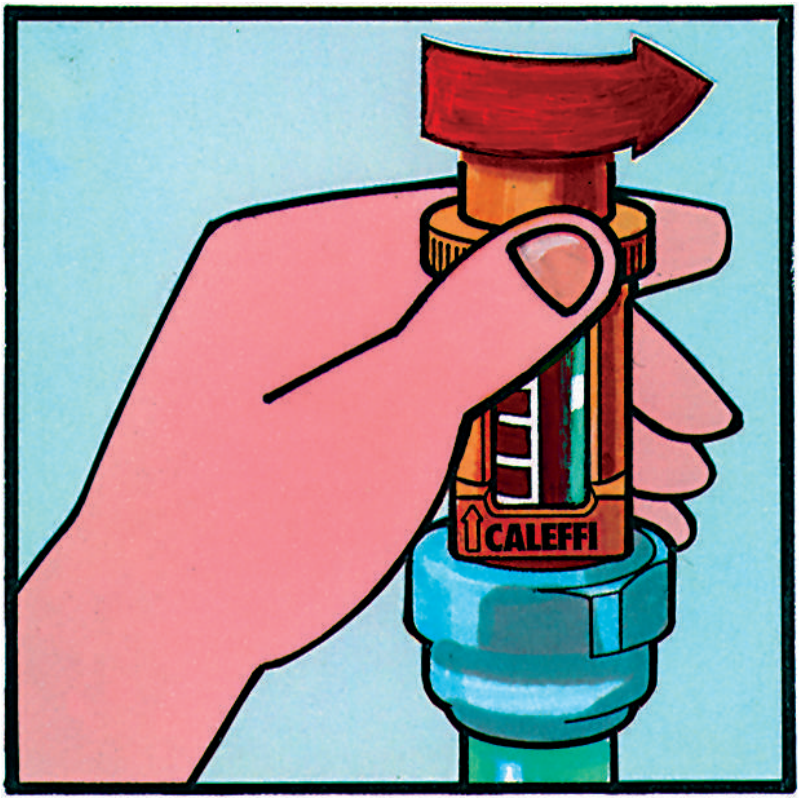

3 IMPORTANTE, riportare la ghiera sulla scala bianca

WICHTIG, die weiße Skala mittels Rändelmutter wieder einrichten

IMPORTANT, remettre la douille sur l'échelle blanche

IMPORTANT NOTE: return the ring nut to show the white dial.

IMPORTANTE: girar de nuevo la rueda superior hasta que aparezca la escala blanca



4 Fissare il cartellino al misuratore

Datenkarte am Meßgerät befestigen

Fixer la fiche sur le débitmètre

Attach the tag supplied to the flow indicator.

Colocar la tarjeta sobre el medidor de caudal